



# **MiDA Pre-Bid Meeting for the Primary Substations Interconnecting Lines July 2, 2019**

## **Payment Process Taxes & Audits**



# Presentation Outline

- Payment Process
- Tax Exemptions
- Process for Claiming Exemptions
- Audits
- Other Issues ( including Insurance )



# Payment Process

- Contractor submits progress payment invoices to the Engineer. Note, MiDA must make payment, 56 days after the Contractor submits the invoice to the Engineer.
- The Engineer receives the Contractor's invoice and is responsible for calculating and approving the Payment Certificate. This process must be completed in 28 days or less.
- The Engineer submits the Payment Certificate to MiDA's Chief Financial Officer (very important if the process is to be completed on time) with an information copy to the Project Director.



# Payment Process

- MiDA's Fiscal Agent records the Payment Certificate in MiDA's official accounts ( 28 days count from when FA records it !!!).
- The Fiscal Agent sends the Payment Certificate to MiDA for official approval and MiDA returns it to the Fiscal Agent.

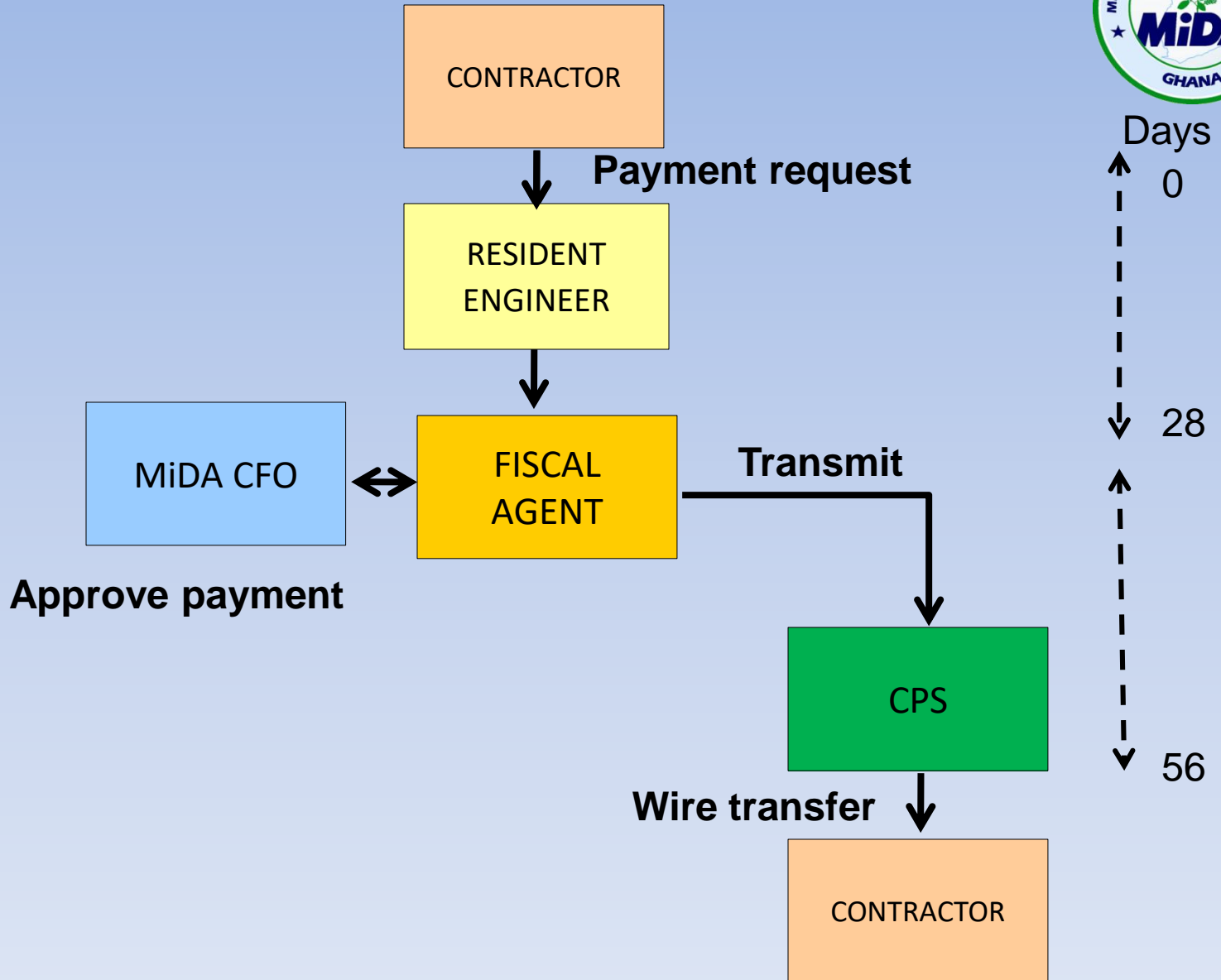


# Payment Process

- Upon receipt of the approved Payment Certificate from MiDA, the Fiscal Agent carries out the final checks of the Payment Certificate such as making sure all approvals are in order, the contractor is not on the international excluded party list and the Payment Certificate is in accordance with the contract.
- After the final checks the Payment Certificate is processed for payment
- As part of the payment process, the Fiscal Agent authorizes MCC's payment center in the US to wire funds to the contractors bank account on record.



# Payment Cycle





# Taxes



- VAT/NHIL
  - Contractors/Consultants executing MiDA Projects.
  - Contractors/Consultants who are Registered Traders.
- Custom Duties, Tariffs, Import and Export Taxes for Direct imports and Purchases from Bonded Warehouses
- Petroleum Taxes. Contractor to work with oil companies to establish pumps at construction sites. MiDA to provide proper exemption documents.
- Sub-Contractors and Other Taxes



# Process for VAT/NHIL(Local Purchases) Exemption

- Contractor submits Original Invoice to MiDA showing product price and VAT/NHIL/GETFUND
- Invoice should be a VAT Receipt and if not, it should be accompanied by a letter from GRA authorizing Contractor to issue computer generated VAT Invoice.
- MiDA submits request to GRA for refund in MiDA's name and will only submit check to Contractor after receipt of Refund from GRA.

**( Invoice should bear contractor/MiDA's name)**





# Process for Duties & VAT/NHIL at Importation



- Contractor submits Bill of Lading with itemized List to Engineer for Certification/Approval.
- Engineer approves List as required for the Project
- Contractor submits Bill of Lading to MiDA for Exemption letters.
- MiDA issues 2 Exemption letters to be submitted to;
  - Ministry of Finance & Economic Planning.
  - GRA



# Process for Petroleum Taxes



## Exemption

- Contractor submits Fuel Consumption Plan for 6 months to the Engineer for Certification/Approval.
- Contractor requests Proforma Invoice from Oil Marketing Company detailing Fuel Costs and Taxes/Levies.
- Contractor submits Proforma Invoice and Approved Fuel Consumption Plan to MiDA for Exemption letters.
- MiDA issues 2 Exemption letters to be submitted to;
  - Ministry of Finance & Economic Planning.
  - GRA



# Audits and Reviews



*Service providers shall permit such access, audits, reviews and evaluations as provided in the Compact.*

## From MiDA

- Internal Auditor
- Financial Audits
- Technical Auditor
- GoG Auditors

## From MCC

- MCC and IE Oversight
- MCC Interim Activity Reviews
- General Accountability Office (GAO)
- Office of Inspector General (OIG)



# USG Audits - GAO



## What it is

- Independent nonpartisan agency that works for both houses of US Congress
- Congress requests GAO work by writing to Comptroller General or by including a mandate in a law. Comptroller General can also initiate work.
- Supports congressional oversight by auditing and evaluating the performance of government agencies and programs.

## What it does

Work has focused on:

- MCC's operations
- MCC's budget requests
- MCC compact due diligence, such as economic analyses
- Roll-out of implementation in Compact countries
- Implementation, including:
  - ✓ Management structures
  - ✓ Fiscal and procurement accountability
  - ✓ Infrastructure project performance
  - ✓ Monitoring and evaluation

***Reports become public documents***



# USG Audits - OIG



## What it is

- Inspector General of USAID serves as Inspector General of MCC: conduct reviews, investigations, and inspections of all aspects of MCC operations
- Contribute and support integrity, efficiency, and effectiveness in all MCC activities through detection and prevention of fraud, waste and abuse
- Assist in complying with applicable laws and regulations
- Provide information to Congress, management, and the public

## What it does

### Reports:

- Audit and Investigative Reports
- Annual Plans
- Semiannual Reports
  
- Activities:
- Performance Audits
- Financial Audits
  - ✓ MCC's financial statements
  - ✓ MCAs and covered providers handling of MCC funds

***Reports become public documents***



## Issues Of Note

- Only Authorized Representatives on Record can request Bank Account Change.
- Insurance Policies Must be on file before payments.
- For Purposes of Tax Exemptions, List of Approved Sub-Contractors should be provided to Finance.
- Questions ?????



# **Millennium Development Authority (MiDA)**

## **PRE-BID CONFERENCE**

**SUPPLY AND INSTALLATION OF PRIMARY SUBSTATION  
INTERCONNECTING CIRCUITS FOR KORLE GONNO,  
KOTOBABI, KANDA & UGHTH (LEGON)**

**Presented By Eric & Munesu**

***Date 2<sup>nd</sup> July 2019***

***Swiss Spirit Alisa Hotel, Accra***

# OUTLINE OF PRESENTATION

---

- OVERVIEW OF THE PROJECT
- OVERVIEW OF THE BID PACKAGE
- OVERVIEW OF THE SCOPE OF WORKS
- PROJECT CONSTRAINTS
- PROJECT MILESTONES
- INSTITUTIONAL ARRANGEMENT



# OVERVIEW OF THE PROJECT

## THE PROJECT OBJECTIVE:

---

- ▶ The main Objective of the Project implemented under this contract package is;
  - ▶ to cater for increased power supply demand in Accra.
  - ▶ to increase the distribution capacity and in turn improve the power supply evacuation capability of the ECG network.
  - ▶ to enhance the power supply quality and reliability to the communities and industries near the new primary substation sites.
  - ▶ to bifurcate some of the medium voltage (33kV and 11kV) lines which shall improve technical losses in the ECG distribution network and conversely benefit ECG financially.

# OVERVIEW OF THE PROJECT

## THE PROJECT CONSISTS OF:

---

- ▶ Proposed Project is to be executed in two(2) separate contract lots as follows;
- ▶ Lot 1 ( to be completed in 15 months from date of commencement):
  - ▶ Korle Gonno Primary Substation 33kV and 11kV Interconnecting and Offloading Circuits
  - ▶ Kotobabi Primary Substation 33kV and 11kV Interconnecting and Offloading Circuits
- ▶ Lot 2 ( to be completed in 15 months from commencement date):
  - ▶ Kanda Primary Substation - 33kV and 11kV Interconnecting and Offloading Circuits
  - ▶ Legon (UGTH) Primary Substation - 33kV and 11kV Interconnecting and Offloading Circuits

# OVERVIEW OF THE BID PACKAGE

## THE BID PACKAGE CONSISTS OF:

---

- ▶ IFB for Construction of Interconnecting Circuits;
- ▶ Volume II Works Requirements ;
- ▶ Appendices to Volume II (links embedded in IFB)

# OVERVIEW OF THE BID PACKAGE

## THE VOLUME II – WORKS REQUIREMENTS CONSISTS OF:

---

<b>Section Description</b>	<b>Section Number</b>
GENERAL DESCRIPTION OF THE PROJECT	1
PROJECT ADMINISTRATIVE INFORMATION	2
SCOPE OF SUPPLY AND INSTALLATION SERVICES	3
GENERAL ADMINISTRATIVE REQUIREMENTS	4
GENERAL CONSTRUCTION DESIGN & DETAILING REQUIREMENTS	5
TECHNICAL SPECIFICATIONS	6
APPENDICES	

# OVERVIEW OF THE BID PACKAGE

## THE VOLUME II – APPENDICES CONSIST OF:

---

Appendix Description	Appendix Number
Drawings	1
Technical Data Schedules	2
Bill of Quantity	3
ESIA and ESMP	4

These are Attached as separate files or zipped folders

# OVERVIEW OF THE SCOPE OF WORKS

## THE SCOPE OF WORKS – GENERALLY- CONSISTS OF:

---

- ▶ Summary of Scope of Works (as per Section 1 of Volume II Employers' Technical Requirement) are:
  - ▶ Construction detailing, overall construction management, training of PDS/ECG personnel,
  - ▶ Manufacturing, factory testing, transportation, delivery to site, unloading and storage,
  - ▶ Installation works, de-commissioning, commissioning, acceptance testing and handover and warranties,
  - ▶ Dismantling and disposal of surplus materials, and all temporary works;
  - ▶ Supply of spare parts, instruction manuals, training and operational manuals,
  - ▶ Prepare and Submit as-built documentation and drawings,
  - ▶ Supply of special handling, testing and maintenance equipment;

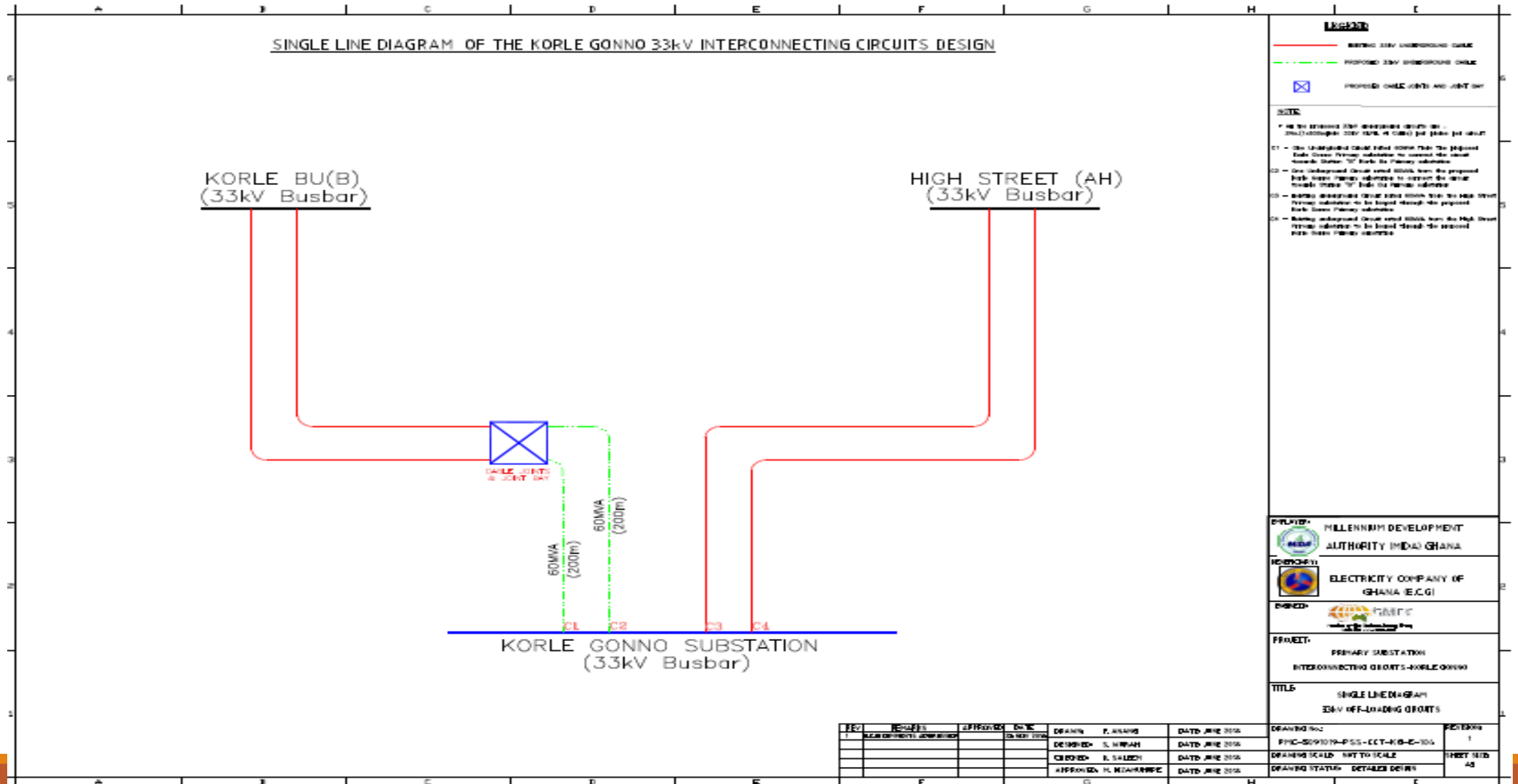
# OVERVIEW OF THE SCOPE OF WORKS

## THE SCOPE OF WORKS – DETAILED - FOR LOT 1 CONSISTS OF:

---

- ▶ Korle Gonno Primary Substation Interconnection Circuits
  - ▶ 33kV underground cable interconnecting circuits – 4No. Circuits;
  - ▶ 11kV underground cable and overhead line offloading Circuits – 7No. Feeders
  
- ▶ Kotobabi Primary Substation Interconnection Circuits
  - ▶ 33kV underground cable interconnecting circuits – 4No Circuits;
  - ▶ 11kV underground cable offloading Circuits – 6No. Feeders

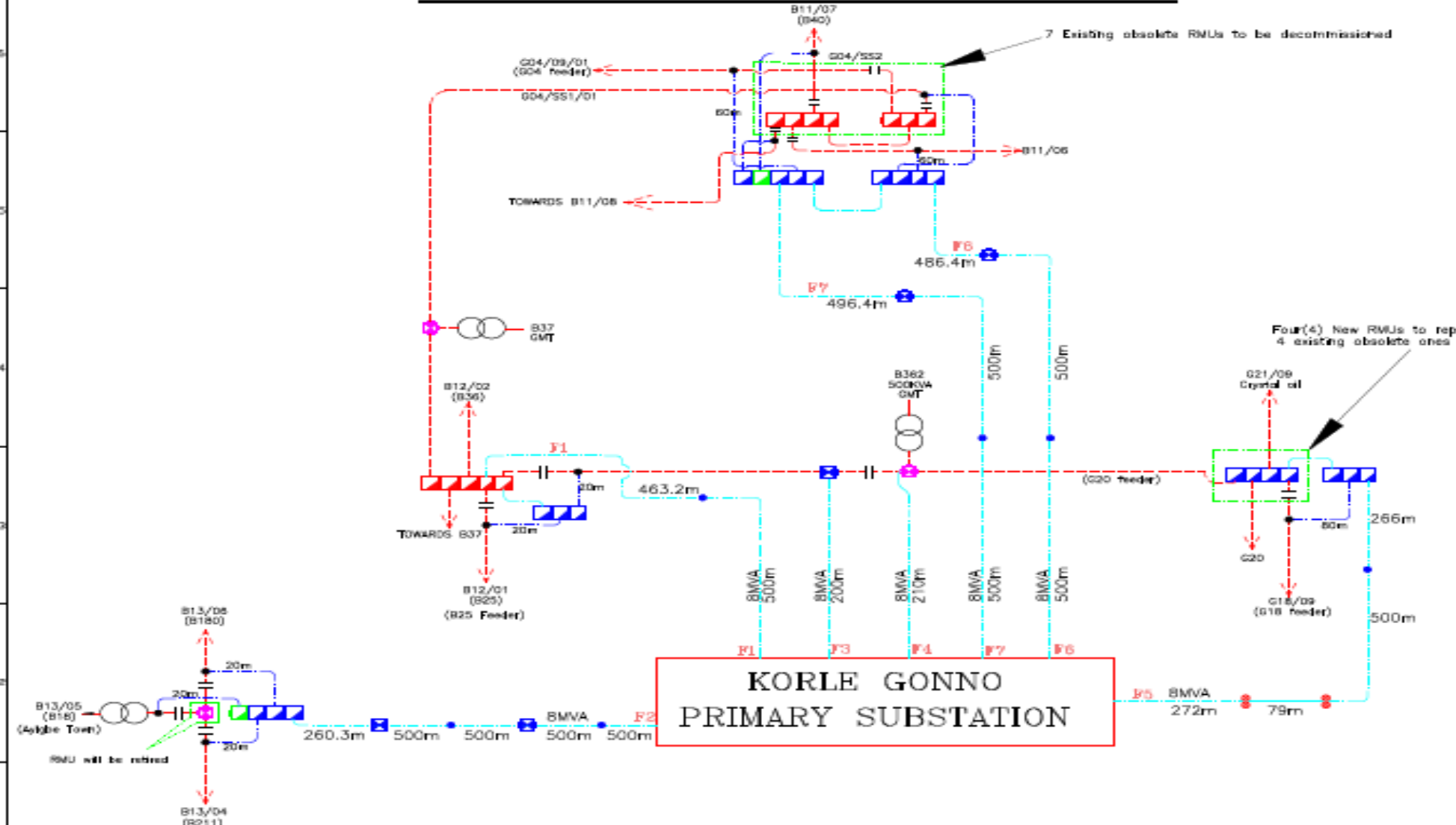
# 33kV INTERCONNECTING CIRCUIT SINGLE LINE DIAGRAM- KORLE GONNO PSS ICC





# 11kV OFFLOADING CIRCUIT SINGLE LINE DIAGRAM- KORLE GONNO PSS ICC

## SINGLE LINE DIAGRAM OF THE KORLE GONNO 11kV OFF-LOADING CIRCUITS



### LEGEND

- EXISTING 11kV UNDERGROUND CABLE
- PROPOSED 11kV 3x80mm ALUMIUM XLSL A
- PROPOSED 11kV 3x40mm ALUMIUM XLSL A
- PROPOSED 11kV OVERHEAD LINE
- EXISTING CABLE CONNECTIONS / LINES TO BE DECOMMISSIONED
- EXISTING RESERVABLE RMLU
- PROPOSED RESERVABLE RMLU (NON-PLUG)
- PROPOSED RESERVABLE RMLU (PLUG)
- EXISTING NON-RESERVABLE RMLU
- PROPOSED NON-RESERVABLE NON-PLUG RMLU
- EXISTING TRANSFORMER
- PROPOSED 11kV 3300 AMPERE XLSL A CABLE JOINT
- PROPOSED 11kV 1200 AMPERE XLSL A CABLE JOINT
- PROPOSED TRANSFORMER

- ### NOTES
- ALL THE PROPOSED 11kV UNDERGROUND CABLES ARE THROUGH 125mm XLSL A CABLE PER PHASE AND THROUGH 11kV XLSL A CABLE
  - CIRCLED FEEDER TO SHOW AS TOLLING SCHEMATIC
  - TO SHOW CONTOUR TO PER LOAD FROM FEEDER TO BUS
  - TO SHOW TO PER LOAD TOWARDS BUS
  - CONNECT TO ROAD TO PER LOAD TOWARDS BUS
  - TO PER LOAD FEEDER BUS
  - TO SHOW TO PER LOAD FEEDER BUS
  - TO SHOW TO PER LOAD FEEDER BUS
  - TO SHOW TO PER LOAD FEEDER BUS
  - PROPOSED NEW CABLE UNDERGROUND WILL BE INSTALLED AT THE POINTS ALONG THE UNDERGROUND CABLES TO BE DECOMMISSIONED AND A PULL OCCURS ON THE CABLE

**CLIENT:** MILLENNIUM DEVELOPMENT AUTHORITY (MDA) GHANA

**DESIGNED BY:** ELECTRICITY COMPANY OF GHANA (E.C.G)

**DIRECTOR:** GEMLEC

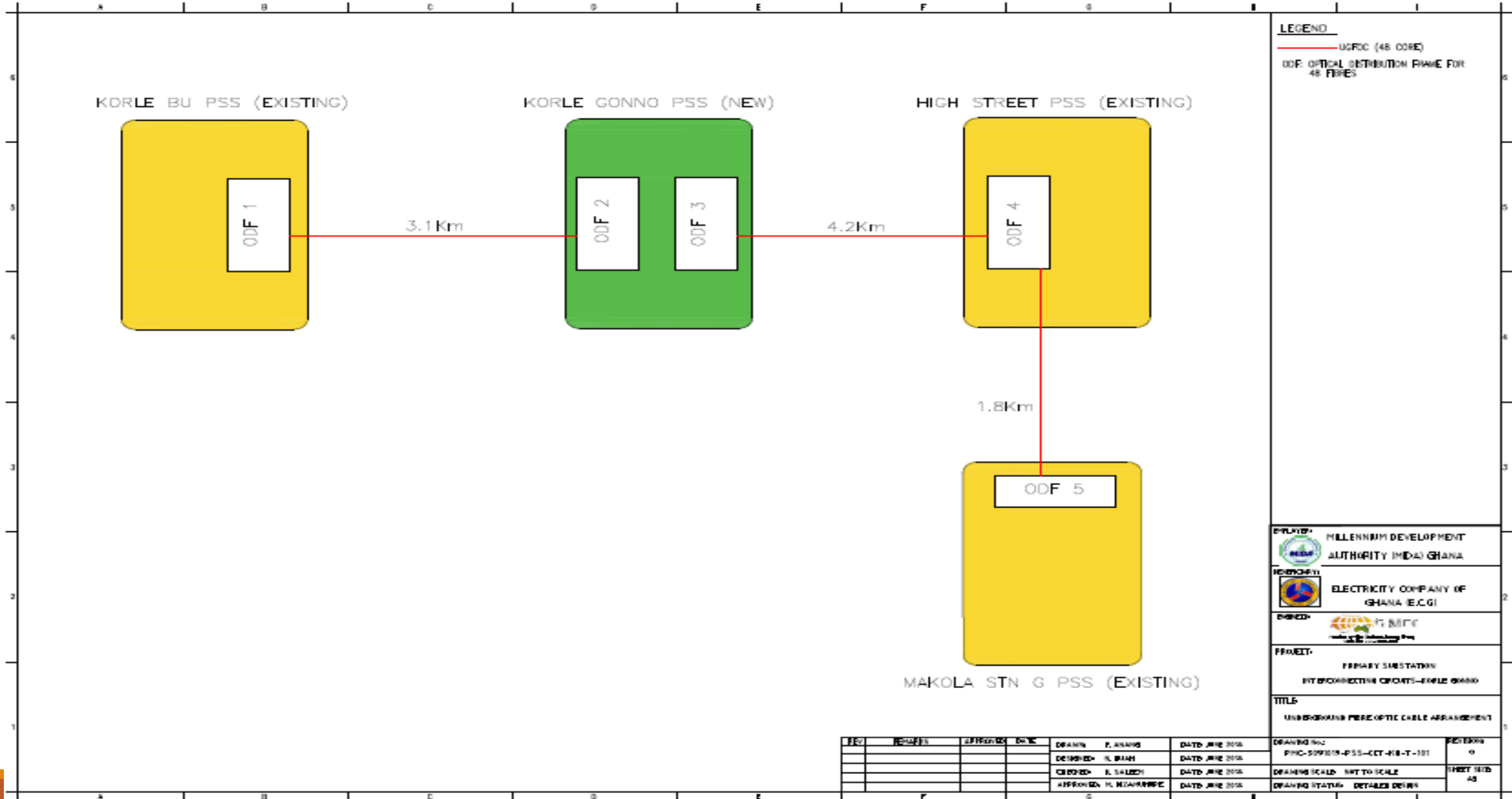
**PROJECT:** PRIMARY SUBSTATION INTERCONNECTING GOARTS-KORLE ONKRO

**TITLE:** SINGLE LINE DIAGRAM 11kV OFF-LOADING CIRCUIT

REV	REVISIONS	APPROVED	DATE

<b>DESIGNED:</b> P. ASAMO	<b>DATE:</b> JUNE 2016	<b>DRAWING NO.:</b> PMC-SYSTEM-PSS-OCT-19-E-182	<b>REVISION:</b> 0
<b>DESIGNED:</b> S. SARAH	<b>DATE:</b> JUNE 2016	<b>DRAWING SCALE:</b> NOT TO SCALE	<b>SHEET NO.:</b> 01
<b>CHECKED:</b> B. SALAH	<b>DATE:</b> JUNE 2016	<b>DRAWING STATUS:</b> DETAILS DESIGN	<b>SHEET TOTAL:</b> 01
<b>APPROVED:</b> H. NGAHAPPE	<b>DATE:</b> JUNE 2016		

# UNDERGROUND FIBRE OPTIC CABLE DIAGRAM - KORLE GONNO PSS ICC



**LEGEND**  
 UGFOC (48 CORE)  
 ODF: OPTICAL DISTRIBUTION FRAME FOR 48 FIBRES

**CLIENT:** MILLENNIUM DEVELOPMENT AUTHORITY (MDA) GHANA

**ENDORSE:** ELECTRICITY COMPANY OF GHANA (E.C.G.)

**DESIGN:** MFC

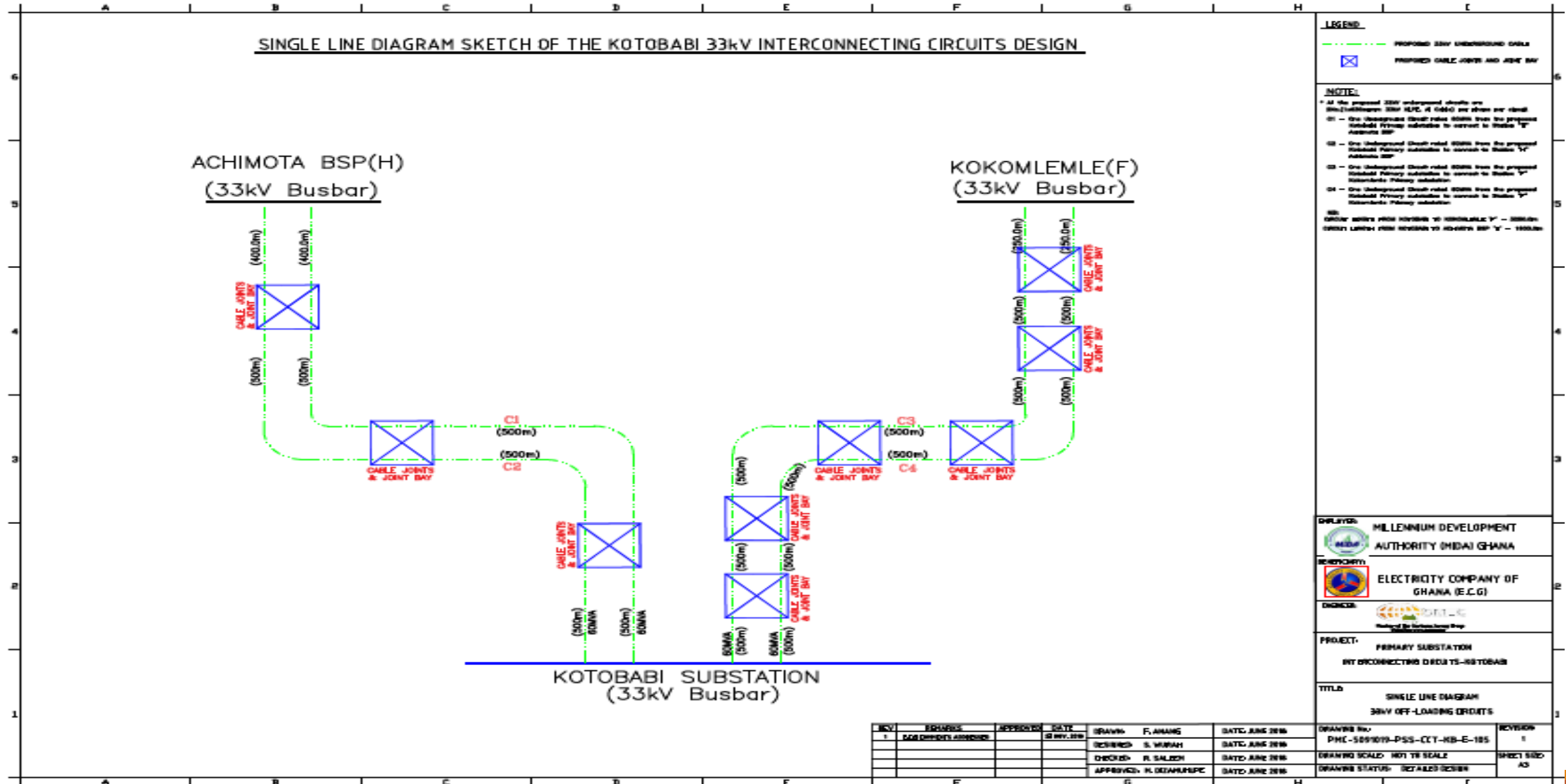
**PROJECT:** PRIMARY SUBSTATION HYDROCONNECTIVE CIRCUITS-FRAME WORK

**TITLE:** UNDERGROUND FIBRE OPTIC CABLE ARRANGEMENT

REV	REVISIONS	APPROVED	DATE	DESIGN	DATE	DESIGNED	DATE	CHECKED	DATE	APPROVED	DATE
				DESIGN	JUNE 2016						
				DESIGNED	JUNE 2016						
				CHECKED	JUNE 2016						
				APPROVED	JUNE 2016						

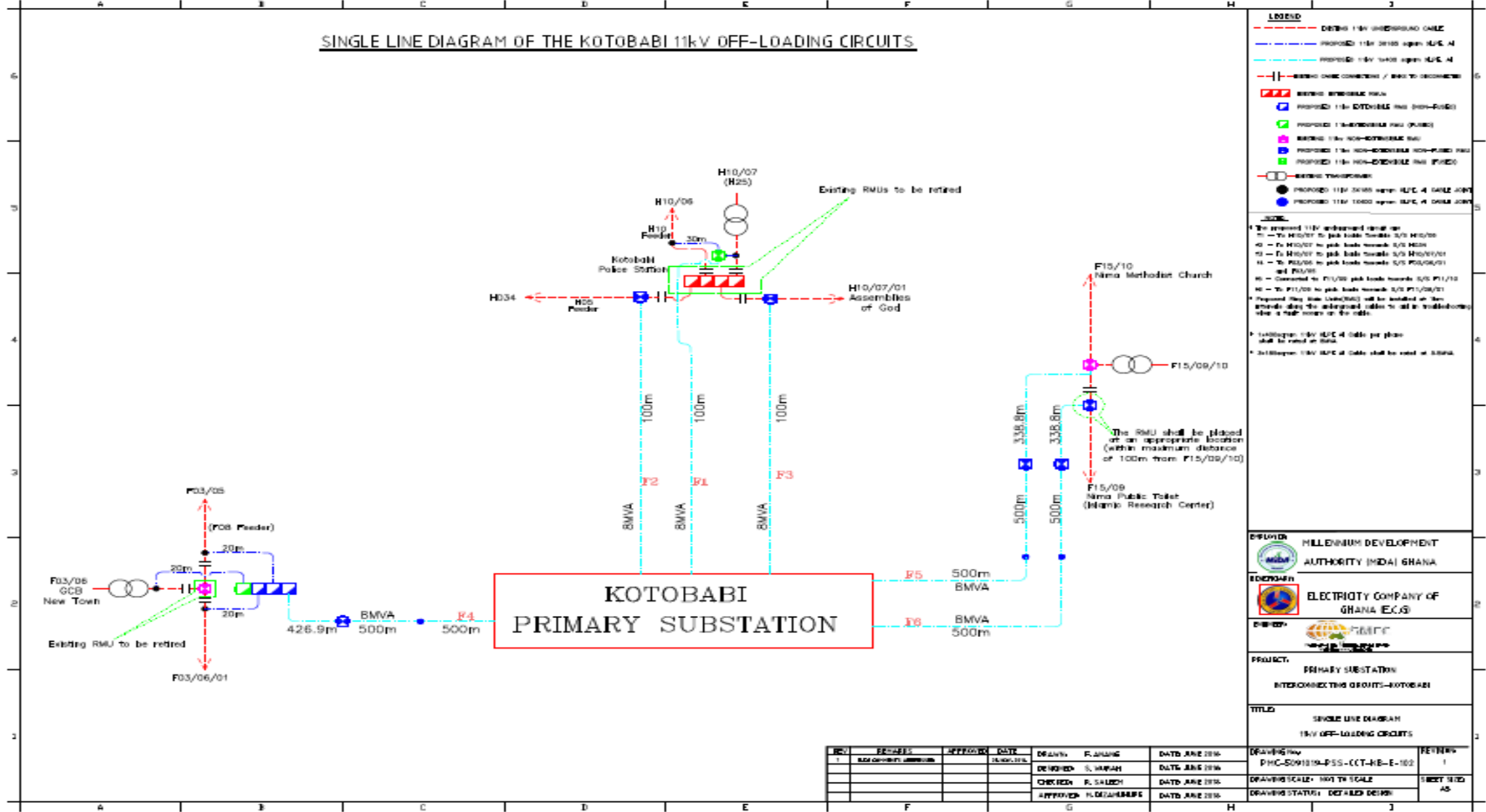
DRAWING NO:	PNC-S0018-PSS-CET-KB-T-101	REVISION:	0
DRAWING SCALE:	AS TO SCALE	DRAWING STATUS:	DETAILS DESIGN
SHEET NO:	43		

# 33kV INTERCONNECTING CIRCUIT SINGLE LINE DIAGRAM- KOTOBABI PSS ICC



# 11kV OFFLOADING CIRCUIT SINGLE LINE DIAGRAM- KOTOBABI PSS ICCS

SINGLE LINE DIAGRAM OF THE KOTOBABI 11kV OFF-LOADING CIRCUITS



**LEGEND**

- EXISTING 11kV UNDERGROUND CABLE
- - - - PROPOSED 11kV 20000 AGAIN SL/C 4
- - - - PROPOSED 11kV 10000 AGAIN SL/C 4
- |-| EXISTING OVERHEAD CONNECTIONS / BARS TO BE RETIRED
- ▨ EXISTING RETRIEVABLE RMU
- ▣ PROPOSED 11kV RETRIEVABLE RMU (PWRD)
- ▣ EXISTING 11kV NON-RETRIEVABLE RMU (PWRD)
- ▣ PROPOSED 11kV NON-RETRIEVABLE NON-PWRD RMU
- ▣ PROPOSED 11kV NON-RETRIEVABLE NON-PWRD RMU
- ▣ EXISTING TRANSFORMER
- PROPOSED 11kV 20000 AGAIN SL/C 4 GABLE JOINT
- PROPOSED 11kV 10000 AGAIN SL/C 4 GABLE JOINT

- NOTE**
- The proposed 11kV underground cable are:
    - F1 - To H10/07 to pick loads towards S/S H10/06
    - F2 - To H10/07 to pick loads towards S/S H10/06
    - F3 - To H10/07 to pick loads towards S/S H10/06/01
    - F4 - To F03/06 to pick loads towards S/S F03/06/01 and F03/06
    - F5 - Connected to F15/09 pick loads towards S/S F15/10
    - F6 - To F15/09 to pick loads towards S/S F15/09/01
  - Proposed 11kV SL/C 4 shall be installed on 3m poles along the underground cables to act as troubleshooting when a fault occurs on the cable.
  - Installation 11kV SL/C 4 cable per phase shall be used on 3m poles.
  - Installation 11kV SL/C 4 cable shall be used on 3.0m poles.

**DESIGNED BY** MILLENNIUM DEVELOPMENT AUTHORITY (MDA) GHANA

**DESIGNED BY** ELECTRICITY COMPANY OF GHANA (ECG)

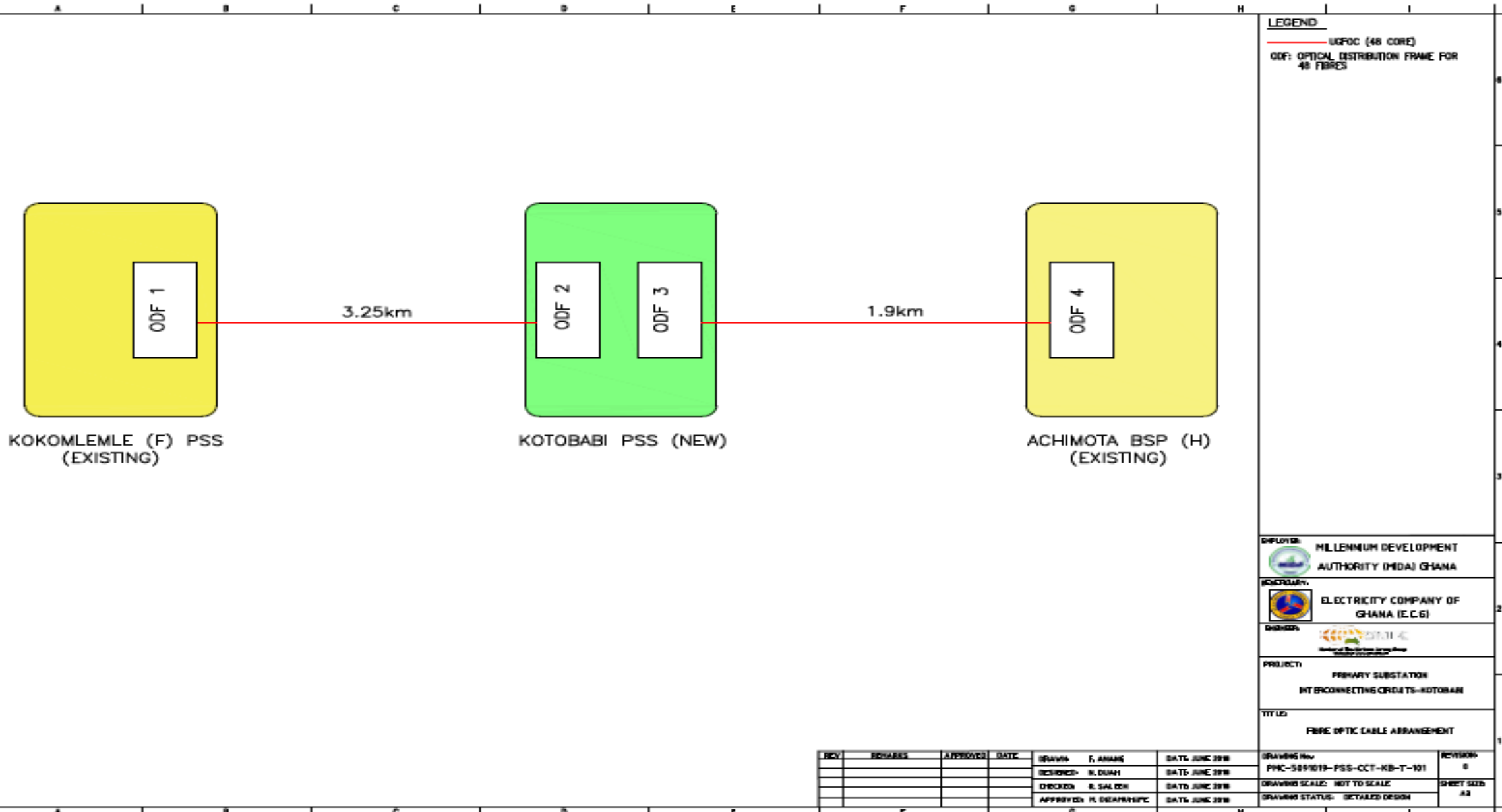
**DESIGNED BY** PHC/ICCS

**PROJECT** PRIMARY SUBSTATION INTERCONNECTING CIRCUITS-KOTOBABI

**TITLE** SINGLE LINE DIAGRAM 11kV OFF-LOADING CIRCUITS

REV	REVISIONS	APPROVED	DATE	DESIGNED	DATE	CHECKED	DATE	APPROVED	DATE
1	ISSUE FOR CONSTRUCTION		15/06/2016	DESIGNED	15/06/2016	CHECKED	15/06/2016	APPROVED	15/06/2016

# UNDERGROUND FIBRE OPTIC CABLE DIAGRAM - KOTOBABI PSS ICC



# OVERVIEW OF THE SCOPE OF WORKS

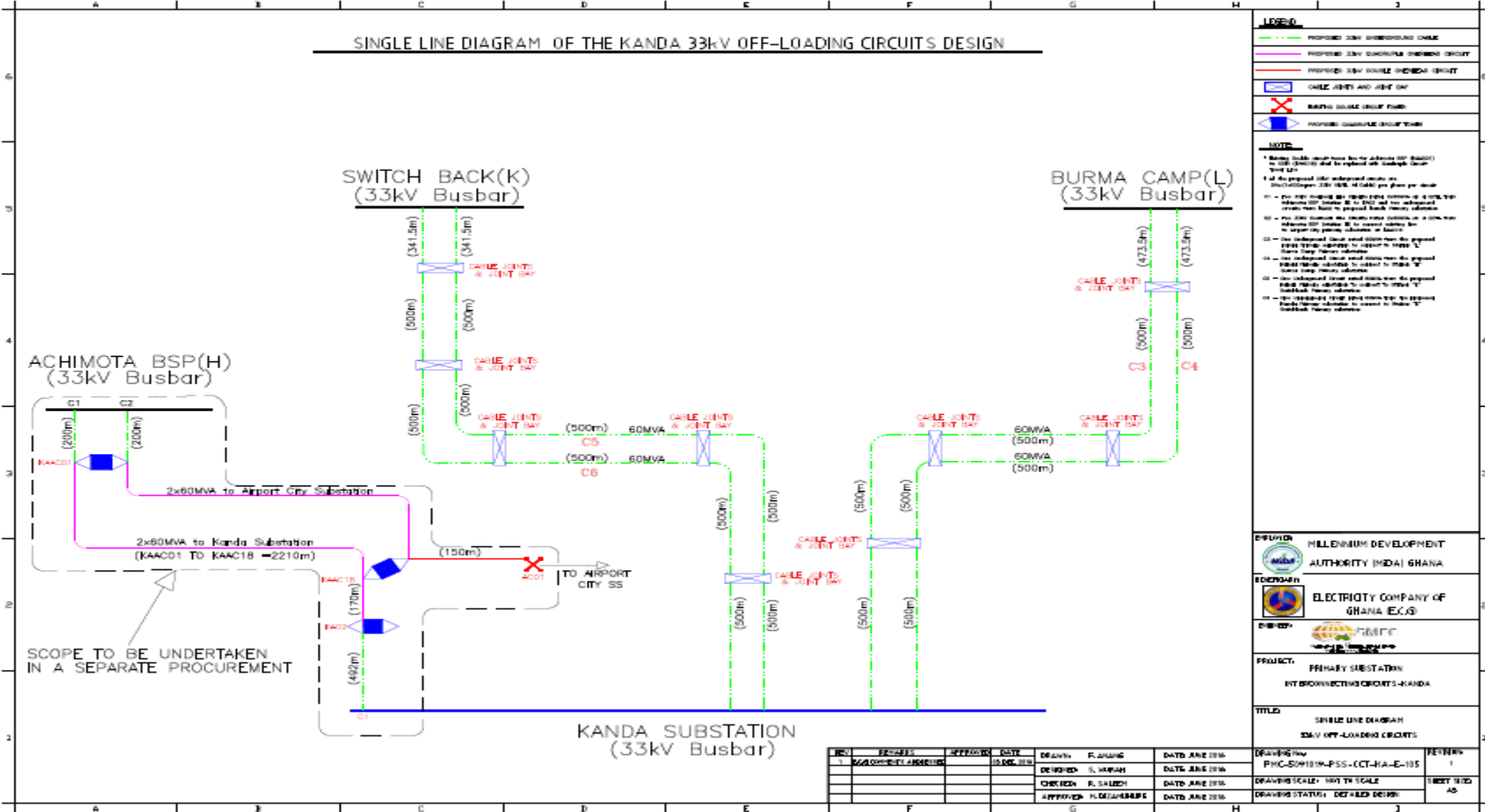
## THE SCOPE OF WORKS FOR LOT 2 - DETAILED - CONSISTS OF:

---

- ▶ Kanda Primary Substation Interconnection Circuits
  - ▶ 33kV underground cable interconnecting circuits – 4No. Circuits + 1;
  - ▶ 11kV underground cable offloading Circuits – 7No. Feeders
  
- ▶ Legon (UGTH) Primary Substation Interconnection Circuits
  - ▶ 33kV underground cable interconnecting circuits – 4No Circuits;
  - ▶ 11kV underground cable and overhead line offloading Circuits – 6No. Feeders
  - ▶ Upgrade of existing underground Paper Insulated Lead Cables – 10No. Feeders

# 33kV INTERCONNECTING CIRCUIT SINGLE LINE DIAGRAM- KANDA PSS ICC

SINGLE LINE DIAGRAM OF THE KANDA 33kV OFF-LOADING CIRCUITS DESIGN



**LEGEND**

- PROPOSED 33KV UNDERGROUND CABLE
- PROPOSED 33KV OVERHEADLINE OVERHEAD CIRCUIT
- PROPOSED 33KV DOUBLE OVERHEAD CIRCUIT
- PROPOSED 33KV DOUBLE OVERHEAD CIRCUIT
- CABLE JOINTS AND JOINT BAY
- BURMA DOUBLE CIRCUIT TOWER
- PROPOSED OVERHEAD CIRCUIT TOWER

- NOTE**
1. Refer to the design notes for the proposed 33kV (33kV) to 33kV (33kV) and to replace the 33kV (33kV) 33kV LPT.
  2. All the proposed 33kV underground cables are: 33kV/33kV/33kV, 14 GMR, 14 GMR per phase per cable.
  3. The proposed 33kV overhead line (OHL) is 33kV/33kV/33kV, 14 GMR, 14 GMR per phase per cable.
  4. The proposed 33kV overhead line (OHL) is 33kV/33kV/33kV, 14 GMR, 14 GMR per phase per cable.
  5. The proposed 33kV overhead line (OHL) is 33kV/33kV/33kV, 14 GMR, 14 GMR per phase per cable.
  6. The proposed 33kV overhead line (OHL) is 33kV/33kV/33kV, 14 GMR, 14 GMR per phase per cable.
  7. The proposed 33kV overhead line (OHL) is 33kV/33kV/33kV, 14 GMR, 14 GMR per phase per cable.
  8. The proposed 33kV overhead line (OHL) is 33kV/33kV/33kV, 14 GMR, 14 GMR per phase per cable.
  9. The proposed 33kV overhead line (OHL) is 33kV/33kV/33kV, 14 GMR, 14 GMR per phase per cable.
  10. The proposed 33kV overhead line (OHL) is 33kV/33kV/33kV, 14 GMR, 14 GMR per phase per cable.

SPONSOR: MILLENNIUM DEVELOPMENT AUTHORITY (MDA) GHANA

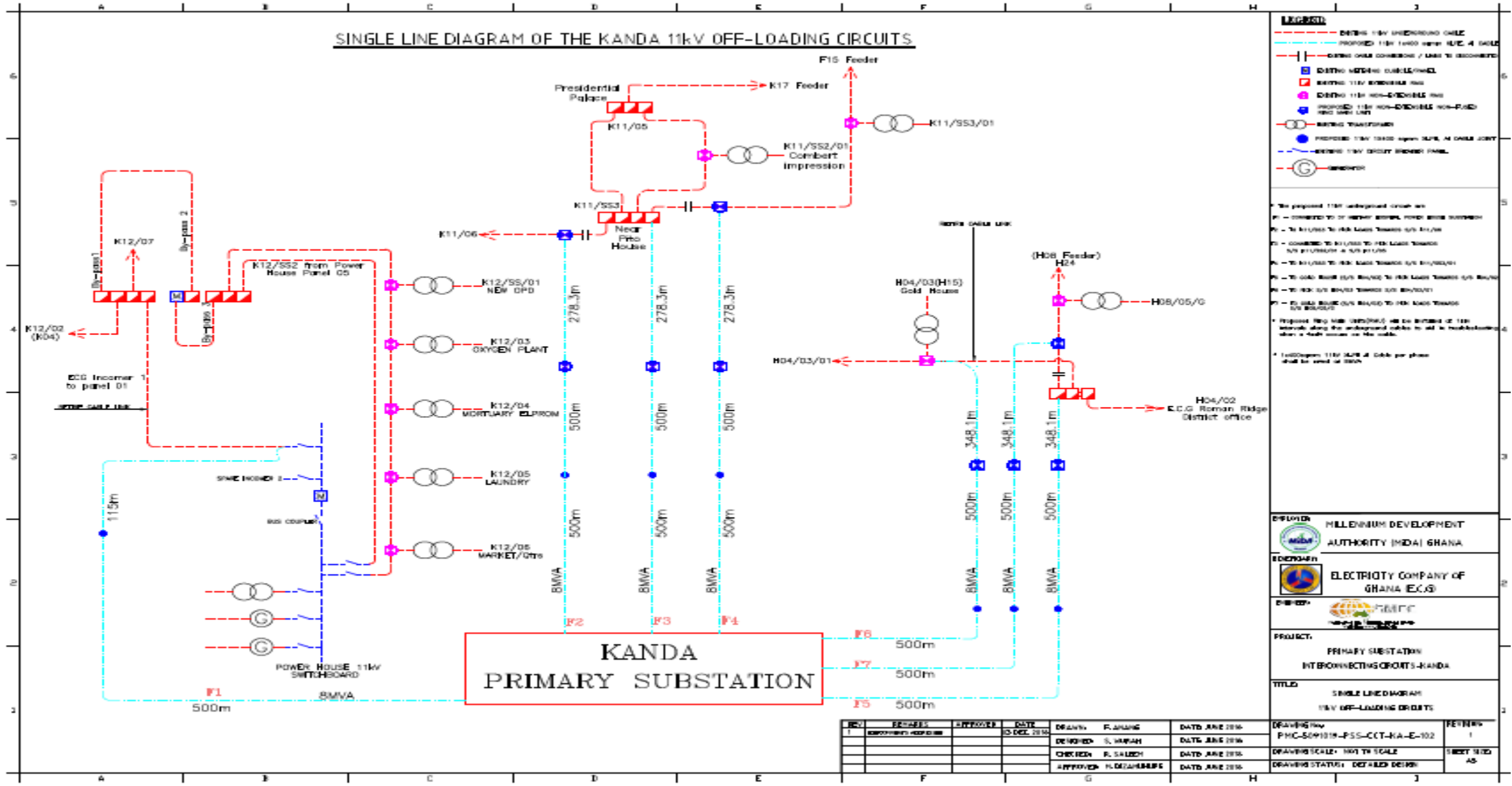
OPERATOR: ELECTRICITY COMPANY OF GHANA (ECG)

PROJECT: PRIMARY SUBSTATION INTERCONNECTING CIRCUITS-KANDA

TITLE: SINGLE LINE DIAGRAM 33KV OFF-LOADING CIRCUITS

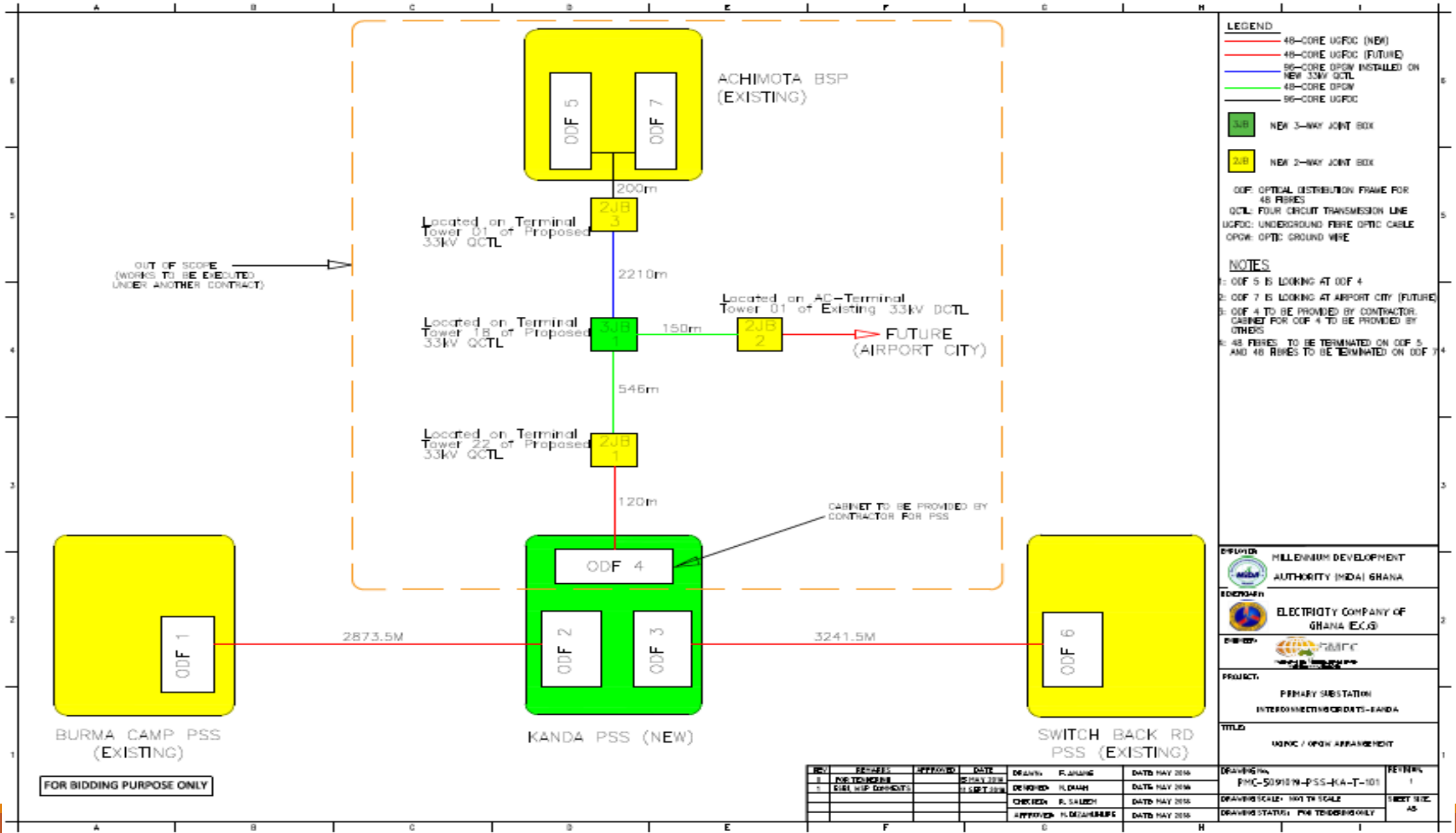
REV	ISSUES	APPROVED	DATE	DESIGNED	DATE	DRAWING	DATE	REVISION
1	AS PER THE DESIGN		15/05/2016	DESIGNED: S. WIAH	DATE: 15/05/2016	DRAWING: PHC-S011019-PSS-CCT-RA-E-105	DATE: 15/05/2016	REVISION: 1
				CHECKED: R. SAIEDY	DATE: 15/05/2016	DRAWING SCALE: NOT TO SCALE	DATE: 15/05/2016	SHEET NO: 45
				APPROVED: H. DEGENBERG	DATE: 15/05/2016	DRAWING STATUS: DETAIL DESIGN	DATE: 15/05/2016	

# 11kV OFFLOADING CIRCUIT SINGLE LINE DIAGRAM- KANDA PSS ICCs





# UNDERGROUND FIBRE OPTIC CABLE DIAGRAM - KANDA PSS ICC



**ENDORSE**

MILLENNIUM DEVELOPMENT AUTHORITY (MDA) GHANA

**ENDORSE**

ELECTRICITY COMPANY OF GHANA (ECG)

**ENDORSE**

PMPC

**PROJECT**

PRIMARY SUBSTATION INTERCONNECTING ODAFI-SANDA

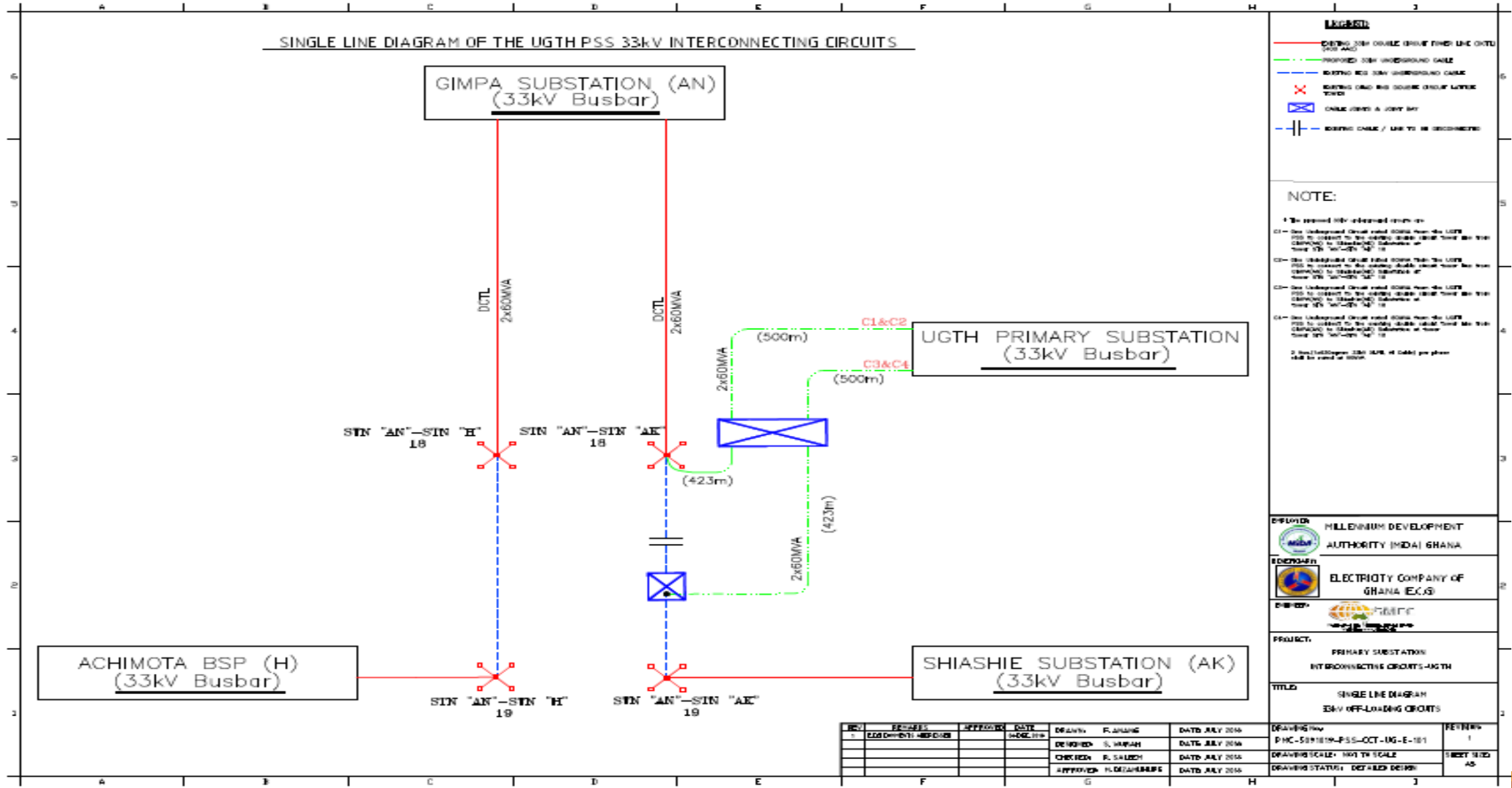
**TITLE**

UGFOC / OPGW AFFAIRMENT

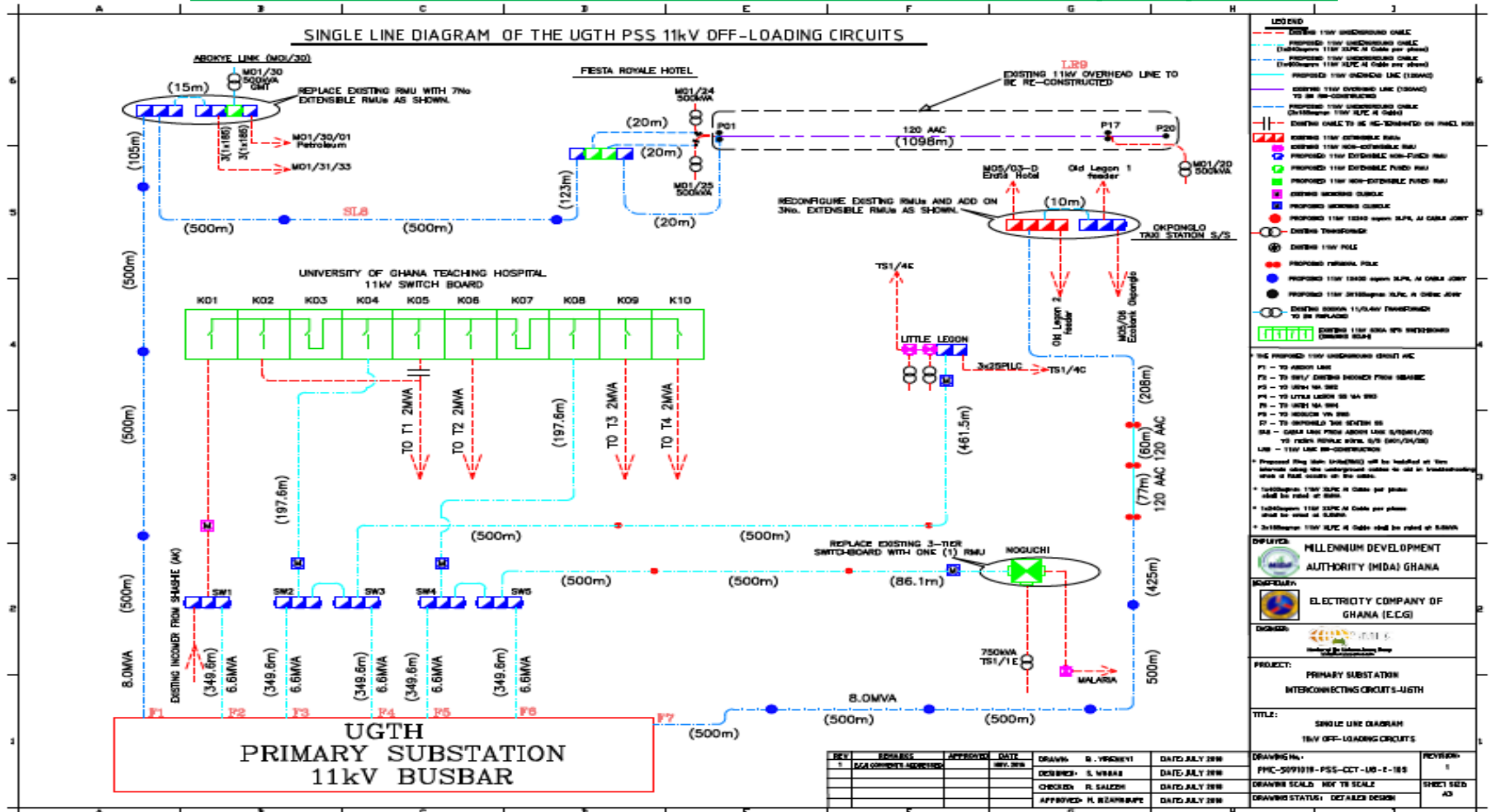
NO.	REVISED	APPROVED	DATE	DESIGN	FLUORING	DATE	DATE	REVISION
1	FOR BIDDING PURPOSE ONLY			DESIGNED	K. DANAH		MAY 2016	1
				CHECKED	P. SALEM		MAY 2016	
				APPROVED	K. DANAH/MS		MAY 2016	

DRAWING NO.	PMC-50918N-PSS-KA-T-101	SHEET NO.	1
DRAWING SCALE	AS SHOWN	SHEET SIZE	A3
DRAWING STATUS	FOR TENDERING ONLY		

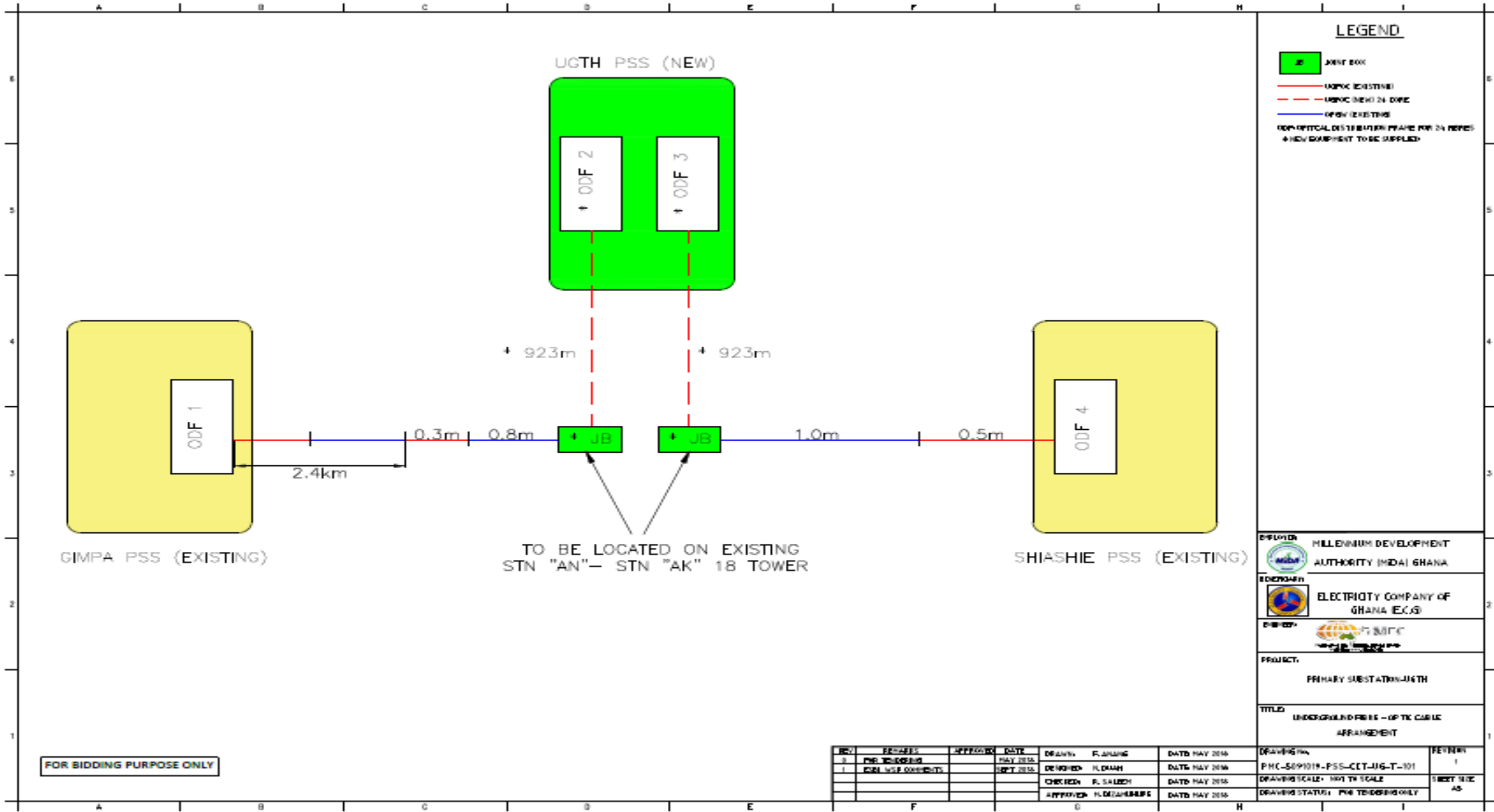
# 33kV INTERCONNECTING CIRCUIT SINGLE LINE DIAGRAM- LEGON(UGTH) PSS ICC



# 11kV OFFLOADING CIRCUIT SINGLE LINE DIAGRAM- LEGON (UGTH) PSS ICCs



# UNDERGROUND FIBRE OPTIC CABLE DIAGRAM –LEGON (UGTH) PSS ICC



**LEGEND**

- JOINT BOX
- UDFC (EXISTING)
- UDFC (NEW) IN DONE
- ODF (EXISTING)

ODF OPTICAL DISTRIBUTION FRAME FOR 24 FIBRES  
NEW EQUIPMENT TO BE SUPPLIED

---

**CLIENT** **MILLENNIUM DEVELOPMENT AUTHORITY (MMDA) GHANA**

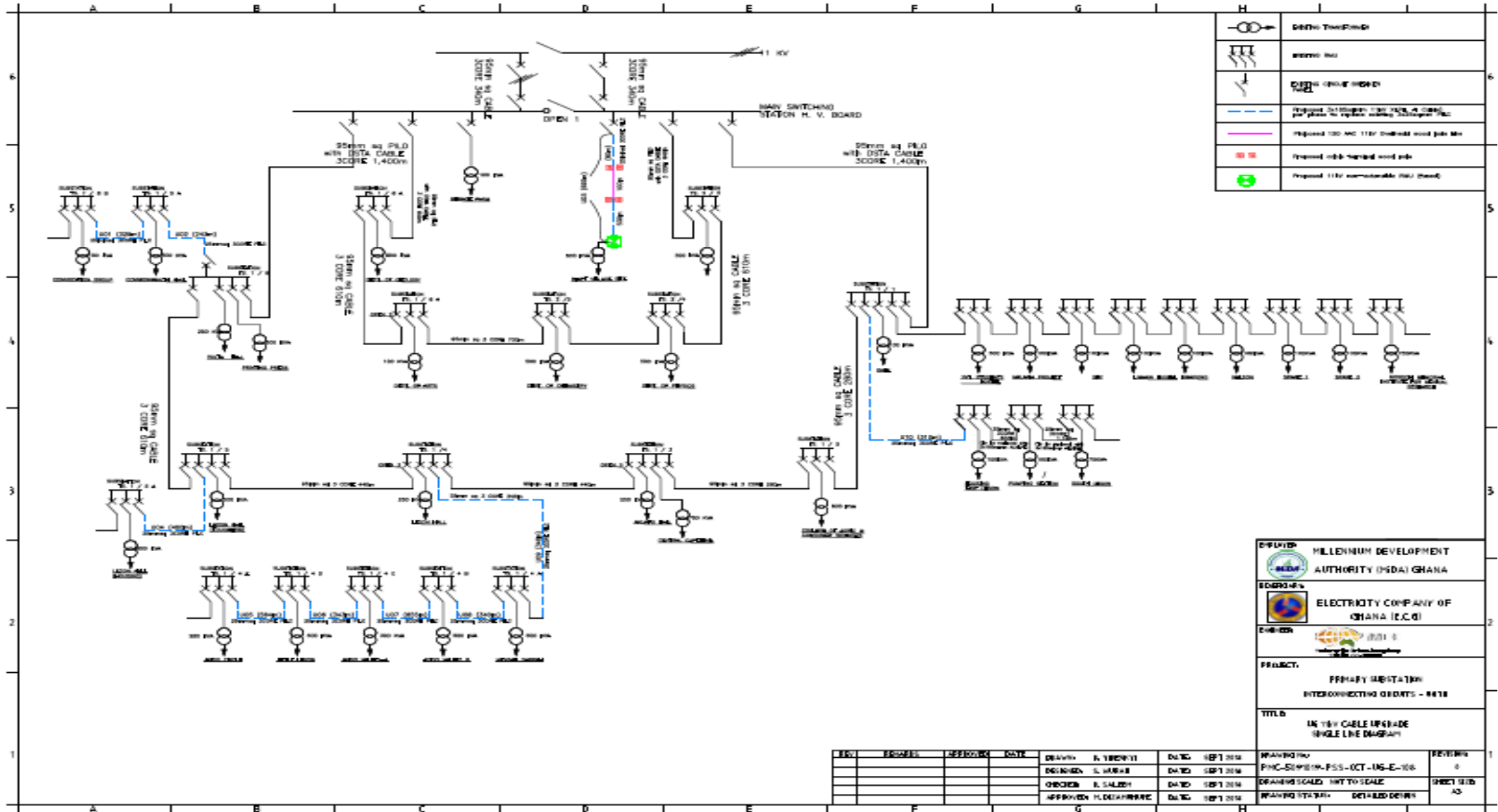
**ENGINEER** **ELECTRICITY COMPANY OF GHANA (ECG)**

**DESIGNER** **PSSCC**

**PROJECT:** **PRIMARY SUBSTATION-UGTH**

**TITLE:** **UNDERGROUND FIBRE - OPTIC CABLE ARRANGEMENT**

# 11kV UNDERGROUND CABLE UPGRADES SINGLE LINE DIAGRAM- LEGON (UGTH) PSS ICCs



# PROJECT CONSTRAINTS

---

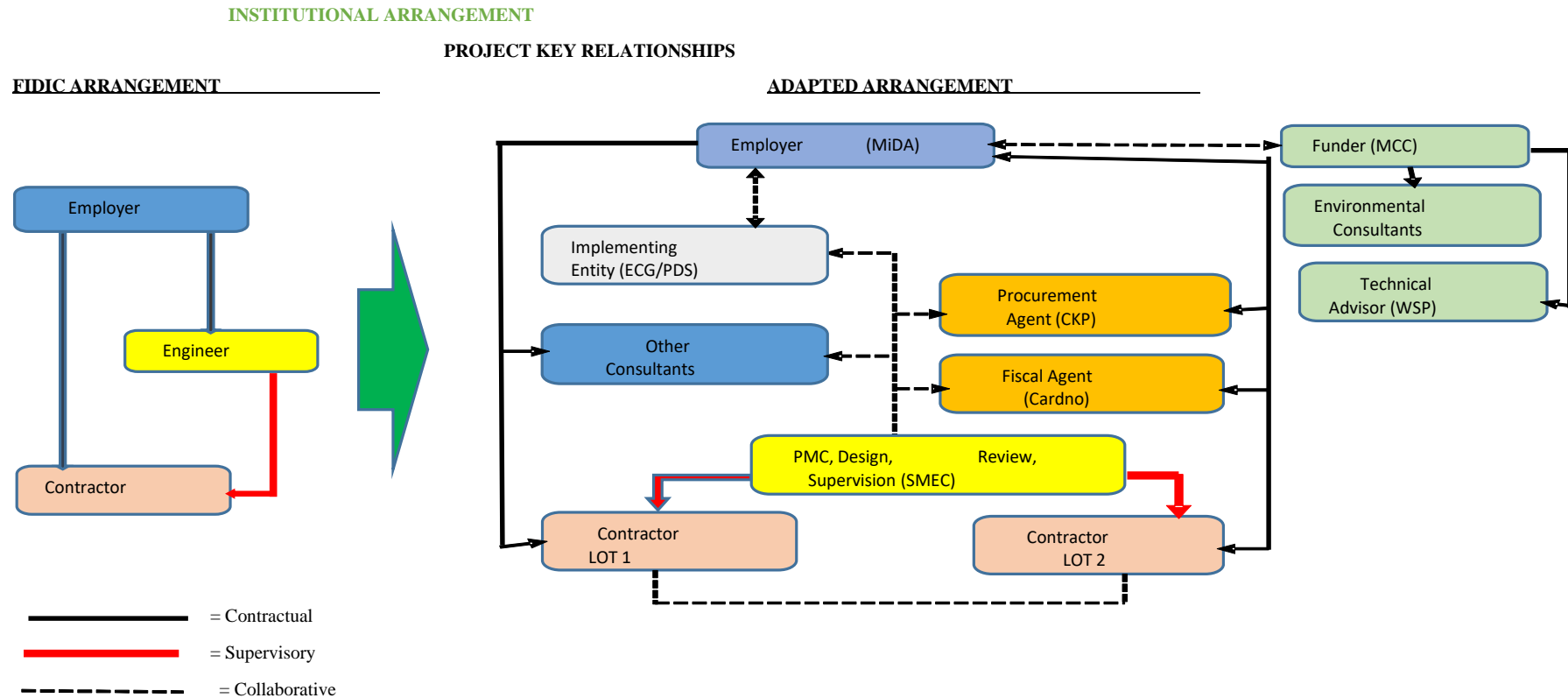
- ❖ **TIME** – Time not extendible; Only two and a half (2 .5) years left to Compact end Date (approximately. Compact ends in September 2021)
- ❖ **ROW**– The Interconnecting Lines are to be constructed in built-up area and need a well planned coordination with stakeholders, traffic management and all RAP and EHS handling.
- ❖ **Plant Outages** – Coordination in outage management is critical; early planning is required.
- ❖ **Interface with Substation contractors** : Making ready the cable and lines for termination at the panels by the Substation contractor.

# PROJECT MILESTONES

<b>Sr. No.</b>	<b>Milestone Description</b>	<b>Anticipated date or Calendar Days</b>
1.	Anticipated Letter of Acceptance	January 2020
2.	Commencement of works	42 days after Letter of Acceptance
3.	Project Execution Plan (Including transportation plan) & Baseline Schedule	with in 28 days after commencement of works
4.	Performance Security	With in 28 days after Letter of Acceptance
5	Right of Access to Site	30 days after Letter of acceptance
6	Submission of first set of Designs	60 days after commencement of works
7	Submission of site Specific ESM and HSMP	63 days before site works
8	Commissioning test report	commissioning test completion + 28 days
9	Contract Completion QA Report	final inspection and tests + 14 days
10	As-Built Documentation	testing and commissioning + 56 days
11	Time for completion	15 Months from commencement

# INSTITUTIONAL ARRANGEMENT

## PROJECT KEY RELATIONSHIPS





---

**THANK YOU**



**Q ? A**

---



**Millennium Development Authority**  
Reducing Poverty through Economic Growth



## Pre-Bid Meeting

# Ghana Compact II ESP Requirements for the Construction of Interconnecting Circuits for PSS

**Benjamin Opoku**

Director ESP, MiDA

**July 2, 2019**

# PRESENTATION OUTLINE

- **ESP Requirements for the Construction of the Interconnecting Circuits (ICCs) for the Primary Substations (PSS)**
- **Potential ESP Risks and Challenges for the Implementation of the Project.**
- **Key Actors, Roles and Responsibilities**

# **Environmental and Social Performance (ESP) – Why and Benefits**

**2**

- 1. Safeguard Human Life and Property**
- 2. Protect the Natural Environment**
- 3. Ensure Sustainable Construction and Operation of the project**
- 4. Ensure concerns of Stakeholders are adequately managed throughout the Life of the Project.**
  - a. Avoids/minimized delays to construction**
  - b. Buy-in and support from stakeholders**
  - c. Etc.**

# **Environmental and Social Performance (ESP) – Why and Benefits**

**Requirement of the Power Compact – IFC  
Performance Standards (1 - 8)**

**MCC Environmental and Social Requirements  
of the Power Compact**

**Legal Requirement –EA Laws of Ghana**

# Assessments, Studies, Plans and Permits

3

1. **Environmental and Social Risk Matrix - Completed**
2. **Environmental and Social Management Plan (ESMP) – *Recommended Mitigation Actions proposed.***
3. **Health and Safety Management Plan (HSMP) - *Recommended Mitigation Actions proposed.***
4. **Stakeholder Engagement Plan (SEP)**
5. **Environmental Assessment (EA) Permit – *Permit conditions to be implemented by Works Contractor.***

# Contractors ESP Requirements

4

- **Develop and Implement Contractors HSESMP, Stakeholder Engagement Plan and Traffic Management Plan for the Project**
- **Plans to be reviewed and approval by the Engineer prior to COMMENCEMENT OF WORKS!**
- **HSES Personnel should be mobilized prior to commencement of any construction related activity, including site clearing etc.**
- **Sub – Contractors awareness and induction of the contractors ESP Requirements for the works.**

# Potential ESP Risks for the Construction of the ICCs for the PSS

6

- **Stakeholder Engagement, Community Relations and management of Grievance and Redress.**
- **Community and Occupational Health and Safety during Construction.**
- **Traffic Control and Management**
- **Waste Management**



## Resettlement Action Plan (RAP) and Community Engagement

- ▶ **Resettlement Action Plans (RAPs) has been developed for the PSS ICCs routes**
- ▶ **RAPs will be Implemented where necessary and Access to Site granted for commencement of Works**

# Key Actors, Roles and Responsibilities for Effective ESP Implementation

7

## ► Key Actors

- **The Employer (MiDA) – ESP Directorate**
- **Employers ESP Consultants**
  - **Resettlement and Community Engagement Consultants (RAP Consultants)**
  - **Health, Safety, Environment and Social Consultants**
- **The Engineer – ESP Specialists**
- **MCC – ESP Directorate and Consultants**
- **Contractor – ESP Personnel**

# Working with the RAP Consultant and Other Key Actors

- ▶ **Collaborate and coordinate works program with the RAP and Community Engagement (CE) Consultants**
- ▶ **RAP and CE Consultant expected to be a step ahead of the Works Contractor to manage temporary relocation of businesses and structures**

# Re-instatement of Affected Structures

11

## Re-instatement of structures within the RoW

- Structures could include concrete surfaces, lawns, fence walls etc.
- Structures within RoW have been identified under the RAP

Reinstatements should be done according to plan to avoid/minimize grievances from affected Persons – **Quality and Time!**

Reinstatement of structures outside the RoW for the works – additional cost to the contractor!

# Contractors Responsibilities for Effective ESP Implementation

8

- **Contractors Health, Safety and Environmental Management Plan – to be developed and submitted 4 weeks before site mobilization or start of construction activities.**
- **Risk Register highlighting ‘additional’ potential risks/impacts associated with the construction of the BSP – to be developed and submitted 4 weeks before site mobilization or start of construction activities.**
- **Reinstatement of affected structures!**

# Training

9

## ► Contractors' Staff

- Sufficient training to staff to create awareness of the relevant aspects of the HSESMP
- To enable staff fulfil their roles and functions
- Contractor's responsibility

## ► HSE Induction

- Sub-Contractors
- Supervisory Engineer
- Employer
- Consultants
- Etc.

# Training

10

- **Areas of Concern;**
  - **General Safety and environmental protection awareness;**
  - **Site induction training**
  - **Daily Toolbox talks on variety of issues e.g. housekeeping, environmental aspects, health and safety aspects etc.**
  - **Emergency procedures; and**
  - **Risk & Hazard identification and mitigation**
  - **Near Hit, incident/accident reporting**
  - **PPE Procedure**

# Contractors ESP Reporting

11

- **Monthly Progress Report on HSES Management.**
  - **Safety Statistics**
  - **Management measures/actions taken**
  - **Injuries and incident reporting**
  - **Stakeholder engagement activities including grievances received and measures to address them**
  - **Any positive actions on promoting safety and environmental awareness.**
  - **Training and capacity development activities**





# Millennium Development Authority

Reducing Poverty through Economic Growth





# **Millennium Development Authority (MiDA)**

## **Pre-Bid Conference**

**Supply and Installation of the Primary  
Substations Interconnecting Circuits for  
Korle-Gonno, Kotobabi, Kanda and Legon**

**CB No: 5940500/IFB/CB/06/19**

**Swiss Spirit Alisa Hotel**

**2<sup>nd</sup> July, 2019**

# Invitation for Bids (IFB)

- IFB follows the GPN that appeared in:
  - dgMarket, UNDB Online and MiDA website [www.mida.gov.gh](http://www.mida.gov.gh) on Tuesday, 8 January, 2019, and
  - Local newspapers, Business & Financial Times, on Tuesday 15<sup>th</sup> January, 2019, Ghanaian Times on Thursday 10<sup>th</sup> January, 2019 and Daily Graphic on Wednesday 9<sup>th</sup> January, 2019.
- Supply and Installation of the Primary Substations Interconnecting Circuits for Korle-Gonno, Kotobabi, Kanda and Legon is under the ECG Financial and Operational Turnaround Project (EFOT).

# Invitation for Bids (IFB)

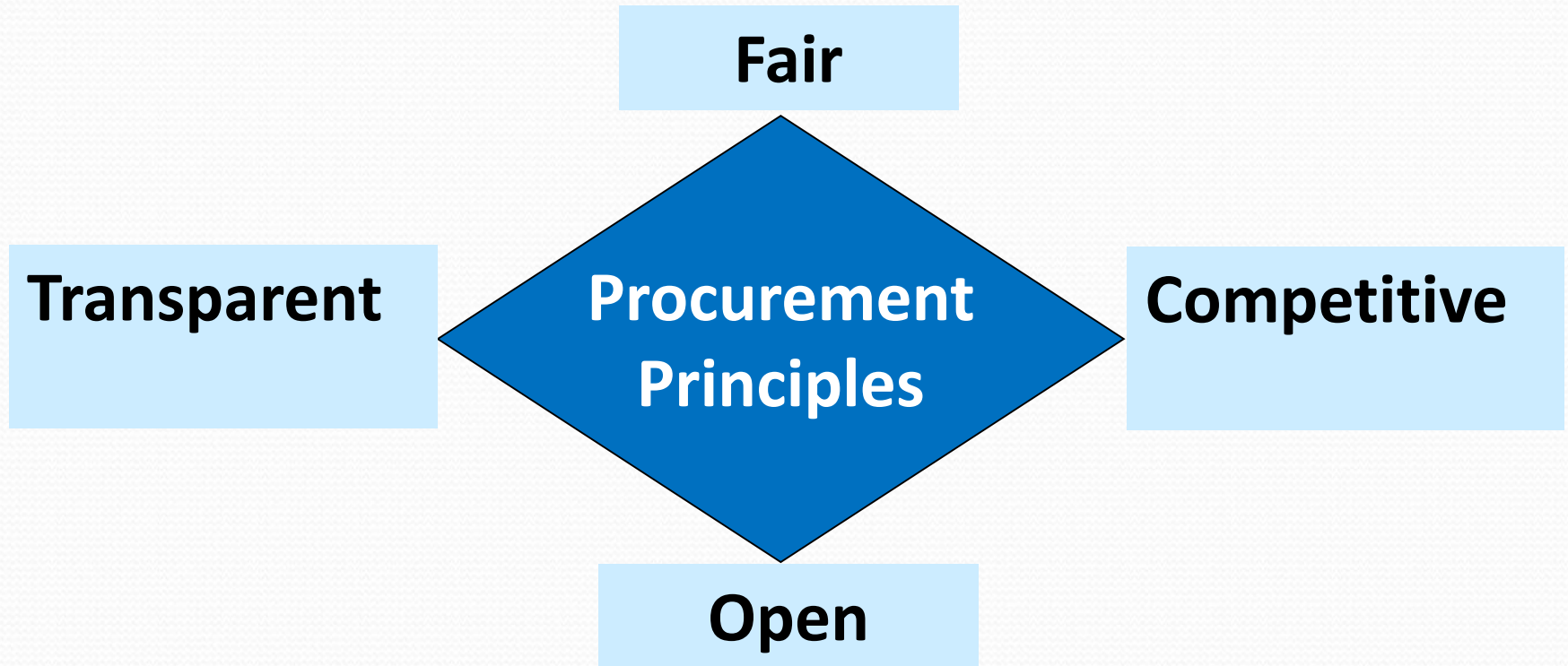
The proposed project is to be executed in two (2) separate Contract Lots as follows:

- Contract Lot 1:- Korle-Gonno and Kotobabi Primary Substations Interconnecting Circuits and to be completed in fifteen (15) calendar months from the commencement date.
- Contract Lot 2:- Kanda and Legon Substations Interconnecting Circuits and to be completed in fifteen (15) calendar months from the commencement date.
- Multiple and combinations of Lots and discounts are NOT permitted within this Project package and will be evaluated on the basis of a Contract Lot and not a combination of the two (2) Contract Lots.

# Invitation for Bids (IFB)

- Contractor Selection will be based on Quality and Price Based Selection (QPBS) procedures governed by MCC Program Procurement Guidelines.
- Procedures are similar to World Bank SBDs for Procurement of Works, Plant Design, Supply and Installation and SRP for Selection of Consultants but with several significant differences and departures.
- Firms are advised to review the instructions carefully.
- Important for interested Bidders to read the IFB carefully and if in doubt on any issue(s) always seek clarification(s).

# MiDA Procurement Principles



# MiDA Procurement Principles

- PA to ensure integrity of the process,
- Open competition wherever possible,
- No geographic or national preferences,
- Independent and suitably qualified Bid Review and Evaluation Panels,
- MCC and MiDA Board of Directors approvals over certain thresholds,
- Price Reasonableness Analysis,
- Contractor Past Performance Reports,
- Reference Checks, and
- Bid Challenge System and Debriefings.

# Bidding Documents

Bidding Documents are in three (3) Parts with Sections and should be read in conjunction with any Addenda that may be issued in accordance with ITB 9:

- **Part 1 - Bidding Procedures**

- Section I. Instructions to Bidders
- Section II. Bid Data Sheet
- Section III. Qualification and Evaluation Criteria
- Section IV. Technical and Financial Offer Bid Forms

All Bids must be accompanied by a Bid Security included in the Technical Offer in the form and amount specified in the Bid Data Sheet.



# BID SECURITY

Bid Security must be:

- In full accordance with ITB 20 and issued by a BANK.
- For a value of USD 200,000 for Lot 1 and USD 200,000 for Lot 2.
- Valid until 17<sup>th</sup> January, 2020.
- In the format shown on page 67 of the IFB.
- All Bidders must speak to their bankers and confirm they will issue the form of Bid Security (and all other forms of Guarantees). Any serious deviation on the Bid Security will result in the Bid not being evaluated further.

# Bidding Documents

- **PART 2 Work's Requirements**
- Section V. Work's Requirements comprising Technical Specifications, Drawings, Bills of Quantities and supplementary information that describe the Works
- **PART 3 Conditions of Contract and Contract Forms**
- Section VI. General Conditions of Contract
- Section VII. Particular Conditions of Contract
- Section VIII. Form of Notice of Intent to Award
- Section IX. Annex to the Particular Conditions of Contract – Contract Forms

# Part 1 - Bidding Procedures

- **Section I. Instructions to Bidders (ITBs)**
  - Provides information to help potential bidders prepare their bids, bids submission, opening and evaluation and award of contracts.
- **Section II. Bid Data Sheet**
  - Consists of provisions that are specific to this procurement and supplements the information or requirements included in Section I.
- **Section III. Qualification and Evaluation Criteria**
  - Contains the criteria to determine the lowest evaluated responsive bid and to ascertain continued qualification of the bidder.

# Part 1 - Bidding Procedures

## Section IV. Technical and Financial Offer Bid Forms

### Technical Offer

#### ➤ Review

Administrative Completeness Review of Legal Status; Financial Criteria; Litigation Criteria; Qualifications Review; References and Past Performance Review.

#### ➤ Technical Evaluation Criteria

Criteria, sub-criteria and point system for the evaluation of Technical Offers of Organizational Capability and Experience; Approach, Methodology and Work Plan and Key Professional Personnel Qualifications.

➤ Minimum Technical Score required to pass is 80 points.

# Part 1 - Bidding Procedures

## Section IV. Technical and Financial Offer Bid Forms

### Financial Offer

- Administrative Completeness Review to ensure all required documents and forms are included and completed.
- Bidders may be requested to submit additional information or documentation ***within a reasonable period of time*** to correct nonmaterial nonconformities in the Bid as relates to Financial Offer documentation requirements.
- **Reviews to include the determination that:**
  - Letter of Financial Offer Bid Price is included and signed.

# Part 1 - Bidding Procedures

## Financial Offer Cont'd

- **Review of the Prices in the Financial Offer**
- **Determine the Evaluated Financial Offer Price of each Bid**
- **Evaluated Bid Price adjusted as follows:**
  - to exclude Provisional Sums;
  - not to include the price adjustment provisions and to rates; and
  - to include adjustment for correction of arithmetical errors, omissions, clarifications.

# Part 1 - Bidding Procedures

## Financial Offer Cont'd

- **Price of Recommended Spare Parts** in Price Schedule No. 6 shall not be considered for evaluation.
- **Costs of work, services, facilities** etc., to be provided by MiDA in excess of the provisions called for in the Bidding Documents shall be added to the Financial Offer Price for evaluation.
- **Price Reasonableness Determination**
- Negative determination of price reasonableness may be a reason for rejection of the Bid at the discretion of MiDA and Bidders shall not be permitted to revise their Bids after this determination.

# Part 1 - Bidding Procedures

## Financial Offer Cont'd

- Determination of Combined Technical and Financial Scores with the Lowest Evaluated Financial Offer ( $F_m$ ) is given the Maximum Financial Score ( $S_f$ ) of 100.
- Formula for determining the financial scores ( $S_f$ ) of all other Offers is calculated as  $S_f = 100 \times F_m / F$ , in which “ $S_f$ ” is the financial score, “ $F_m$ ” is the lowest price and “ $F$ ” the price of the Offer under consideration.
- Weights given to the Technical ( $T$ ) = 80 and Financial ( $P$ ) = 20 and Bids ranked by combined  $S_t$  &  $S_f$  with  $S = S_t \times T\% + S_f \times P\%$ .



# Part 1 - Bidding Procedures

- Bidders' attention is drawn to the particular **Clauses** under Section I - Instructions to Bidders as amended and supplemented under Section II - Bid Data Sheet that explain details to be provided for Section III - Qualification and Evaluation Criteria and Section IV - Technical and Financial Offer Bid Forms as regards to:
  - Preparation of Bids – ITBs 10 – 21;
  - Submission and Opening of Bids - ITBs 22 – 26;
  - Evaluation and Comparison of Bids ITBs 27 – 34;
  - and
  - Negotiations and Award of Contract, ITBs 35-46.

# Part 2 - Work's Requirements

## Section V. Work's Requirements

- Documents under this Section are part of the Bidding Documents and Bidders have been provided with detailed requirements, without having any impact on Contractor's incumbent obligations as per ***Clause 4.10 - Contractor's General Obligations of the General Conditions of Contract.***
- The Work's Requirements are arranged in the documents and appendices attached separately to the Bid Documents.
- Bidders must read and comply with all the provisions in all the documents and appendices

# Part 2 - Employer's Requirements

## Section V. Work's Requirements

The Work's Requirements cover the following:

- Technical Specifications,
- Drawings,
- Bills of Quantities, and
- Supplementary information that describe the Works

The documents can also be assessed in the google link below:

<http://bit.do/PSS-ICC-WORKS-REQUIREMENTS>

<http://bit.do/PSS-ICC-BoQ>

Note that Google Drive Links do not work well with some Internet Explorer Installations subject to security settings on each Computer

# Part 3 - Conditions of Contract and Contract Forms

## Section VI. General Conditions of Contract (GCC)

- GCC are those of the General Conditions of the “Conditions of Contract for Construction,” First Edition, 1999, prepared by the Fédération Internationale des Ingénieurs-Conseils (FIDIC).
- This is normally referred to as the Red Book under the FIDIC Suite.
- The GCCs are subject to the variations and additions set out in the Particular Conditions of Contract (PCC) licensed for use by MCC.

# Part 3 - Conditions of Contract and Contract Forms

## Section VI. General Conditions of Contract (GCC)

- The General Conditions of Dispute Adjudication Agreement and Dispute Adjudication Agreement per Sub-Clauses 20.2 and 20.4 are the “General Conditions of Dispute Adjudication Agreement” appended to the GCC and the Dispute Adjudication Agreement annexed to the “Guidance for the Preparation of Particular Conditions of Contract,” both contained in the “Conditions of Contract for Construction,” First Edition, 1999, as prepared and published by FIDIC, which can be received from MiDA through the Engineer, SMEC.

# Part 3 - Conditions of Contract and Contract Forms

## Section VII. Particular Conditions of Contract (PCC)

- The Particular Conditions of Contract (PCC), including Annex A and Annex B, shall supplement the GCC and whenever there is a conflict, the provisions in the PCC shall prevail.
- Annex A (Additional Provisions) are applicable Compact Conditions, Bidders are advised to examine and consider carefully, as part of the PCC, being Government's and the MiDA's obligations under the Compact and related documents, required to be transferred onto any anyone with contracts in which MCC Funding is involved.

# Part 3 - Conditions of Contract and Contract Forms

- Appendix to Financial Offer in Section IV (Technical and Financial Offer Bid Forms) are made a part of the Bidder's Bid and for the successful Bidder, it shall become Annex B to the PCC.

## **Section VIII. Form of Notice of Intent to Award**

- Not a Notice of Award or Letter of Acceptance.
- Notice of Intent to Award shall include a note that a formal Letter of Acceptance and draft Contract Agreement after expiration and the resolution of Bid Challenge.
- Delivery of the Notice of Intent to Award shall not constitute the formation of a contract.

# Part 3 - Conditions of Contract and Contract Forms

## Section IX. Annex to the Particular Conditions of Contract – Contract Forms

- Form of Letter of Acceptance with an Attachment of the Contract Agreement.
- Form of Contract Agreement.
- Compliance with Sanctions Certification Form.
- Beneficial Ownership Disclosure Form.
- Forms of Performance Security, Advance Payment Guarantee and Retention Money Guarantee, subject to the Uniform Rules for Demand Guarantees, 2010 Revision, ICC Publication No. 758.



# Clarification Questions and Responses

The deadline for submission of Bids to receive any request for clarification is Monday 8th July, 2019.

MiDA will respond by Thursday 25th July, 2019 by posting the responses on the MiDA's website.

Fifty-six prospective Bidders have so far applied for the IFB as at Friday 28<sup>th</sup> June, 2019.

Clarification responses to all Questions will be issued along with the Minutes of the Pre-Bid Conference

Clarification Questions must be sent **by e-mail** to:

[paghana@charleskendall.com](mailto:paghana@charleskendall.com) and  
[procurement@mida.gov.gh](mailto:procurement@mida.gov.gh)

You must use these addresses to solicit a written response to your questions including those raised at this Conference.

# Submissions

## **MiDA Procurement, 4<sup>th</sup> Floor Heritage Tower, 6th Avenue Ridge West, Accra**

- Technical Offer - 1 original, 4 hard copies and scanned copy in both PDF and Word/Excel format on USB Drive.
- Financial Offer - 1 original, 4 hard copies and scanned copy in both PDF and Word/Excel format on USB Drive.
- Submission Form to be completed on Tender Box.
- Submissions due by **10:00 am local time on Thursday 22nd August, 2019.**
- Public opening follows immediately after.
- Late Submissions will not be accepted.

# COMMON CHALLENGES

- ❖ Clarification questions not asked by due date and time.
- ❖ Courier packages or Bids not clearly marked – clearly label courier packages with activity title and IFB/RFP reference number.
- ❖ Bids not correctly packaged.
- ❖ Bid submission form/letter (TECH-1) not signed.
- ❖ Power of Attorney not provided.
- ❖ JV or Association documents not provided.
- ❖ Government Owned Entity form not completed and/or signed.
- ❖ Financial Statements not provided.
- ❖ Firms fail to analyze the evaluation criteria and align the marks available to the content of their Bid.
- ❖ References and/or contact email addresses not provided for Bidder and/or Key Personnel.
- ❖ Technical/Financial forms not responded to, or completed, in full.
- ❖ CV not signed, or years of experience for Key Personnel not clear.



*Any questions?*

**The End**

*Thank you -*